

Electoral Reforms 'Italian Style'

Roberto D'Alimonte
Luiss-Guido Carli, Rome
rdalimonte@luiss.it

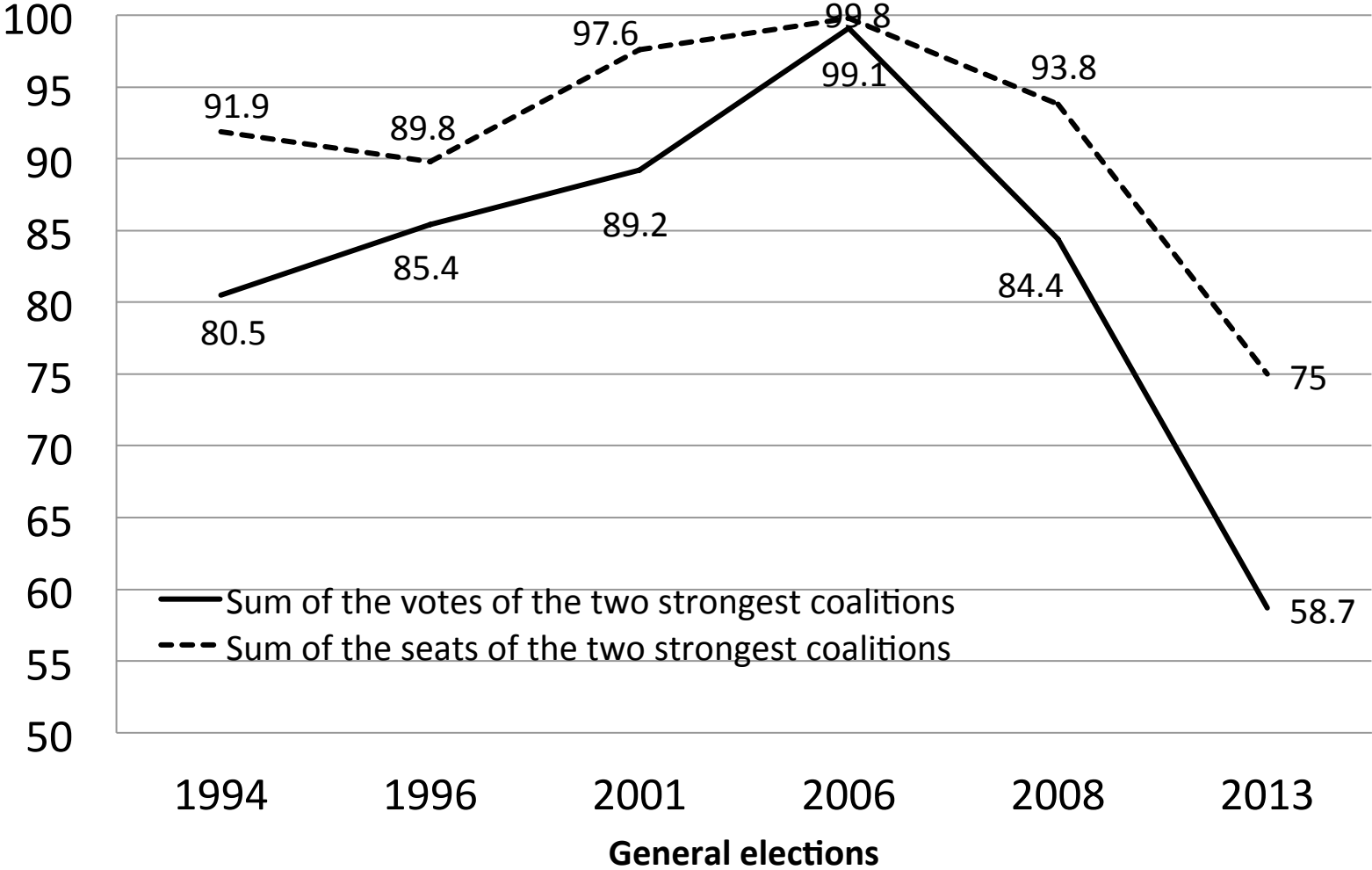
The Italian pattern of government

- Direct election of the head of the executive (mayors, provincial presidents, regional governors)
- Use of majority-assuring electoral systems (MBPR)
- Vote of no confidence given to legislative councils
- *Simul stabent, simul cadent* clause

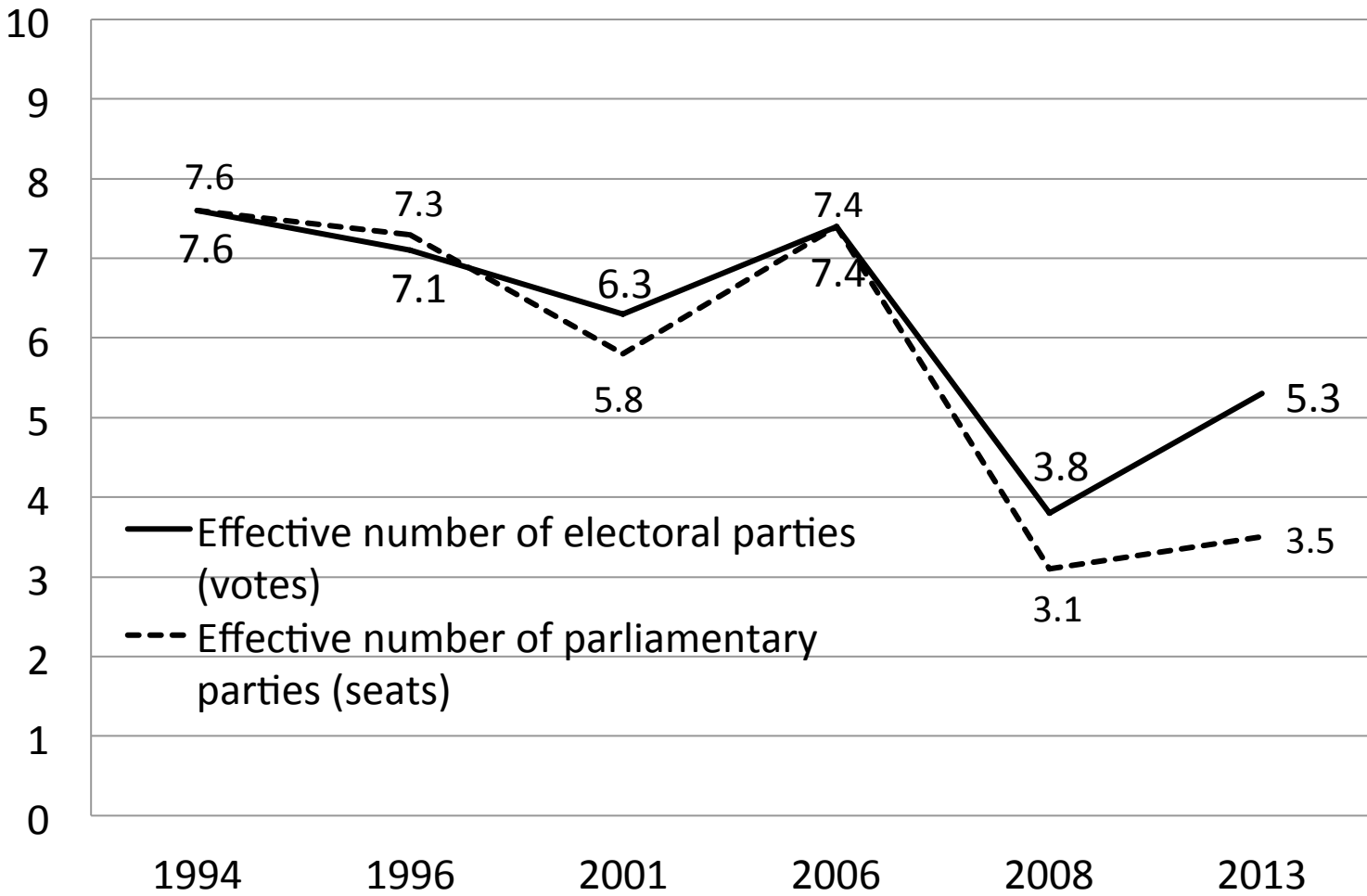
The 1993 MMS, Chamber

- 75 % of the seats assigned in SMD with plurality
- 25% assigned with PR, 4 % threshold
- Two ballots, two votes

Index of bipolarism 1994–2013, Chamber



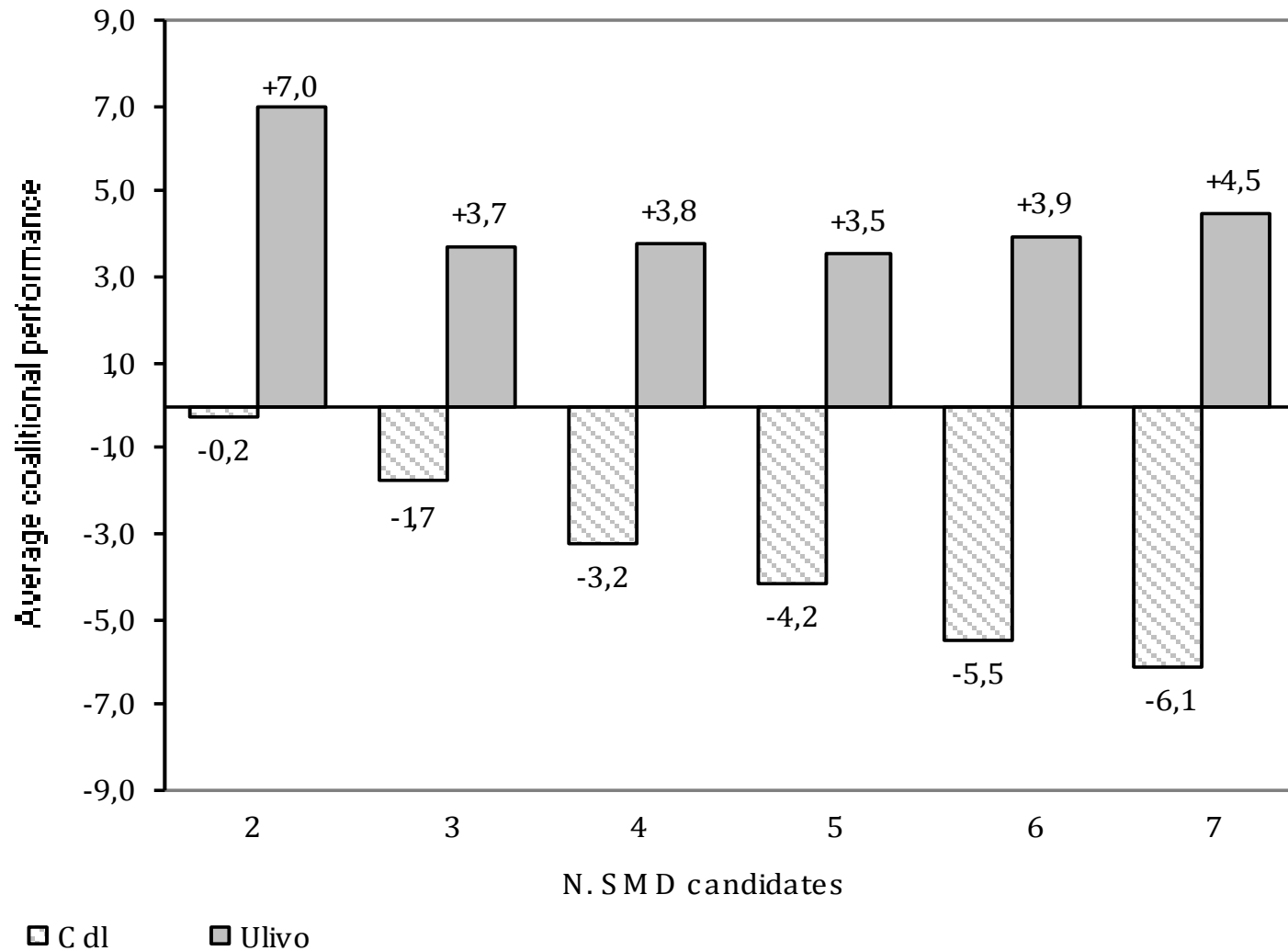
Party system fragmentation, 1994-2013, Chamber



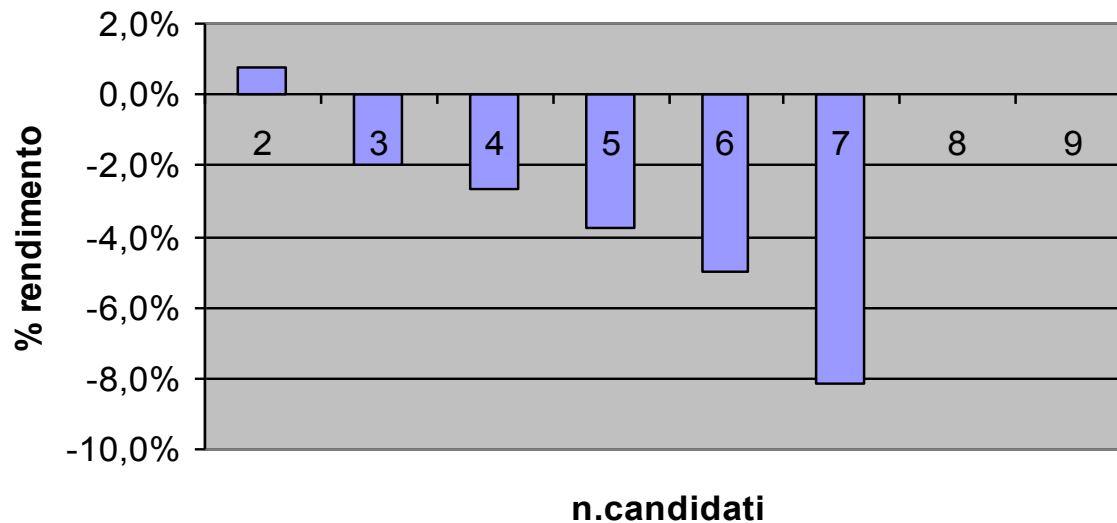
The performance of the electoral systems of the
Second Republic, % seats for the winning coalition,
Chamber and Senate, 1994-2013

	Chamber		Senate	
	Winning coalition	% seats	Winning coalition	% seats
1994	CR	58,1	CR	49,6
1996	CL	51,3	CL	53,7
2001	CR	58,4	CR	55,9
2006	CL	55,2	CL	50,2
2008	CR	54,6	CR	55,2
2013	CL	54,8	CL	39,0

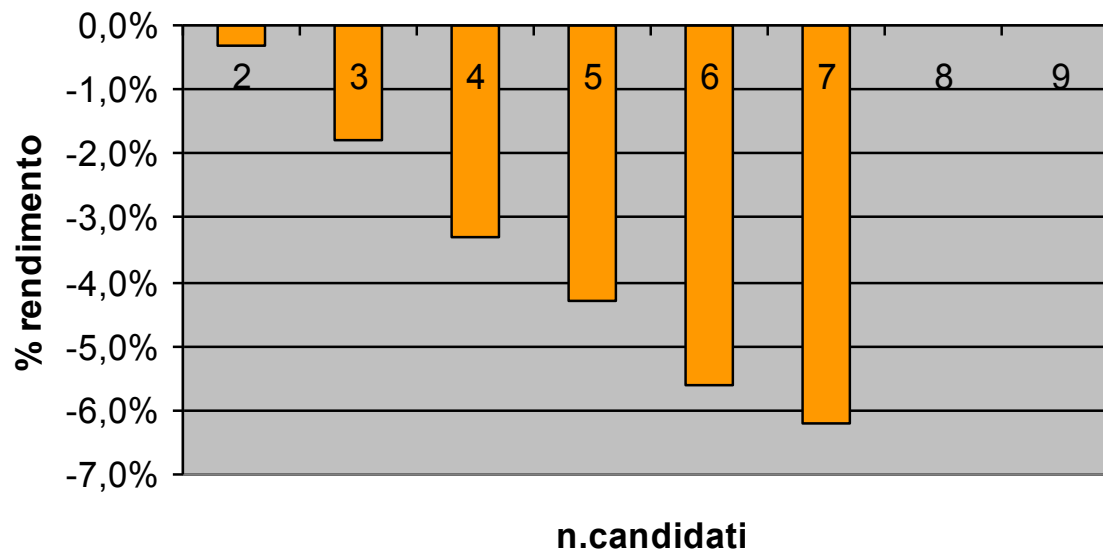
Fig. 2. Coalitional performance, Chamber 2001



1996



2001



The 2005 MBPR, Chamber

- The party/coalition with plurality of the votes **at the national level** gets 54 % of the seats, regardless of the % of votes

Thresholds:

- 4 % 'single' lists
- 2 % 'married' lists, if coalitions gets 10 % of votes
- Repechage of the best list under 2 %

La scheda delle elezioni 2006



The 2005 MBPR, Senate

- The party/coalition with plurality of the votes **in each of 17 regions** gets 55 % of the seats assigned to the region, regardless of the % of votes

Thresholds:

- 8 % 'single' lists
- 3 % 'married' lists, if coalitions gets 20 % of votes

The 2013 elections

Coalitions/ Lists	Chamber		Senate	
	Votes	Seats	Votes	Seats
Center- Left	29,5	54,8	31,9	39,0
Center- Right	28,7	19,8	30,0	37,1
M5S	25,1	17,3	23,3	17,1
Monti	10,8	7,5	9,3	6,0
Others	5,9	0,6	5,5	0,8
Total	100	100	100	100

The Italicum: the 2014 MBPR ?, Chamber

- The party/coalition with 37 % of the votes gets 52 % of the seats
- If no party/coalition gets to 37 % the two most voted go to a run-off. The winner gets 52 % of the seats

Thresholds:

- 8 % 'single' lists
- 4,5 % 'married' lists, if coalitions gets 12 % of votes